

**TOWN OF SANGERVILLE
BOARD OF SELECTMEN
PUBLIC HEARING AGENDA MINUTES
Beginning @ 5:00 p.m.
Wednesday, September 19, 2018**

Item 1. Open Meeting. Chairman Wark opened the hearing at 5:02PM.


Item 2. Public Hearing – General Assistance Guidelines and update for 2018-2019.

Town Manager explained that every year the state of Maine publishes new guidelines for General Assistance. These guidelines are the State's allowed amounts for income and expenses when calculating if a client qualifies for assistance.


No questions.

Item 3. Adjourn. Selectman Cabot made a motion and Selectman Gray 2nd to adjourn the public hearing. All in favor.

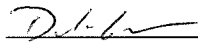
Respectfully submitted,




Lois A. Jones



Michael Wark



Dale Gray




Joanne Cabot

**GENERAL ASSISTANCE ORDINANCE
APPENDICES A-D
2018-2019**

The Municipality of Sangerville adopts the MMA Model Ordinance GA Appendices (A-D) for the period of Oct. 1, 2018—September 30, 2019. These appendices are filed with the Department of Health and Human Services (DHHS) in compliance with Title 22 M.R.S.A. §4305(4).

Signed the 19th (day) of September (month) 2018 (year) by the municipal officers:


Michael Wark
(Print Name)


(Signature)

Dale Gony
(Print Name)


(Signature)

JOANNE K. CAROT
(Print Name)


(Signature)

(Print Name)

(Signature)

(Print Name)

(Signature)

(Print Name)

(Signature)

2018

General Assistance Maximums Summary Sheet-Piscataquis County

2019

Oct 1, 2018 to Sept 30, 2019

OVERALL MAXIMUMS

Persons in Household

| | | | | |
|-----|-----|-----|-------|-------|
| 1 | 2 | 3 | 4 | 5 |
| 615 | 681 | 843 | 1,115 | 1,238 |

Household of 6 = 1,313

* Add \$75 for each additional person

Housing Maximums

| BEDROOM | UNHEATED | | Heated | |
|---------|----------|---------|--------|---------|
| | Weekly | Monthly | Weekly | Monthly |
| 0 | 110 | 474 | 130 | 559 |
| 1 | 119 | 512 | 144 | 619 |
| 2 | 149 | 640 | 179 | 771 |
| 3 | 203 | 871 | 240 | 1,032 |
| 4 | 220 | 946 | 266 | 1,142 |

ELECTRIC

NOTE: For an electrically heated dwelling also see "Heating Fuel" maximums below. But remember, an applicant is not automatically entitled to the "maximums" established applicants must demonstrate need.

1) Electricity Maximums for Households Without Electric Hot Water: The maximum amounts allowed for utilities, for lights, cooking and other electric uses excluding electric hot water and heat:

| Number in Household | Weekly | Monthly |
|---------------------|---------|----------|
| 1 | \$14.00 | \$60.00 |
| 2 | \$15.70 | \$67.50 |
| 3 | \$17.45 | \$75.00 |
| 4 | \$19.20 | \$86.00 |
| 5 | \$23.10 | \$99.00 |
| 6 | \$25.00 | \$107.00 |

NOTE: For each additional person add \$7.50 per month.

FOOD MAXIMUMS

| Persons | Weekly | Monthly |
|---------|--------|---------|
| 1 | 44.65 | 192 |
| 2 | 82.09 | 353 |
| 3 | 117.44 | 505 |
| 4 | 149.30 | 642 |
| 5 | 177.21 | 762 |
| 6 | 212.56 | 914 |
| 7 | 235.12 | 1,011 |
| 8 | 268.60 | 1,155 |

Add \$144 per month for each + person

PERSONAL CARE & HOUSEHOLD SUPPLIES

| Number in Household | Weekly Amount | Monthly Amount |
|---------------------|---------------|----------------|
| 1-2 | \$10.50 | \$45.00 |
| 3-4 | \$11.60 | \$50.00 |
| 5-6 | \$12.80 | \$55.00 |
| 7-8 | \$14.00 | \$60.00 |

NOTE: For each additional person add \$1.25 per week or \$5.00 per month.

HEATING FUEL

| Month | Gallons | Month | Gallons |
|-----------|---------|----------|---------|
| September | 50 | January | 225 |
| October | 100 | February | 225 |
| November | 200 | March | 125 |
| December | 200 | April | 125 |
| | | May | 50 |

NOTE: When the dwelling unit is heated electrically, the maximum amount allowed for heating purposes will be calculated by multiplying the number of gallons of fuel allowed for that month by the current price per gallon. When fuels such as wood, coal and/or natural gas are used for heating purposes, they will be budgeted at actual rates, if they are reasonable. No eligible applicant shall be considered to need more than 7 tons of coal per year, 8 cords of wood per year, 126,000 cubic feet of natural gas per year, or 1000 gallons of propane.

SUPPLEMENT FOR HOUSEHOLDS WITH CHILDREN UNDER 5

When an applicant can verify expenditures for the following items, a special supplement will be budgeted as necessary for households with children under 5 years of age for items such as cloth or disposable diapers, laundry powder, oil, shampoo, and ointment up to the following amounts:

| Number of Children | Weekly Amount | Monthly Amount |
|--------------------|---------------|----------------|
| 1 | \$12.80 | \$55.00 |
| 2 | \$17.40 | \$75.00 |
| 3 | \$23.30 | \$100.00 |
| 4 | \$27.90 | \$120.00 |

2) Electricity Maximums for Households With Electrically Heated Hot Water: The maximum amounts allowed for utilities, hot water, for lights, cooking and other electric uses excluding heat:

| Number in Household | Weekly | Monthly |
|---------------------|---------|----------|
| 1 | \$20.65 | \$89.00 |
| 2 | \$23.75 | \$102.00 |
| 3 | \$27.70 | \$119.00 |
| 4 | \$32.25 | \$139.00 |
| 5 | \$37.30 | \$160.00 |
| 6 | \$41.00 | \$176.00 |

NOTE: For each additional person add \$10.00 per month.

1-800-442-6003

Revised 9/4/18 SLR

2018-2019 GA Overall Maximums

Metropolitan Areas

| COUNTY | Persons in Household | | | | |
|---|----------------------|-------|-------|-------|-------|
| | 1 | 2 | 3 | 4 | 5* |
| Bangor HMFA: Bangor, Brewer, Eddington, Glenburn, Hampden, Hermon, Holden, Kenduskeag, Milford, Old Town, Orono, Orrington, Penobscot Indian Island Reservation, Veazie | 733 | 814 | 1,032 | 1,294 | 1,748 |
| Penobscot County HMFA: Alton, Argyle UT, Bradford, Bradley, Burlington, Carmel, Carroll plantation, Charleston, Chester, Clifton, Corinna, Corinth, Dexter, Dixmont, Drew plantation, East Central Penobscot UT, East Millinocket, Edinburg, Enfield, Etna, Exeter, Garland, Greenbush, Howland, Hudson, Kingman UT, Lagrange, Lakeville, Lee, Levant, Lincoln, Lowell town, Mattawamkeag, Maxfield, Medway, Millinocket, Mount Chase, Newburgh Newport, North Penobscot UT, Passadumkeag, Patten, Plymouth, Prentiss UT, Seboeis plantation, Springfield, Stacyville, Stetson, Twombly UT, Webster plantation, Whitney UT, Winn, Woodville | 693 | 697 | 908 | 1,137 | 1,297 |
| Lewiston/Auburn MSA: Auburn, Durham, Greene, Leeds, Lewiston, Lisbon, Livermore, Livermore Falls, Mechanic Falls, Minot, Poland, Sabattus, Turner, Wales | 669 | 736 | 932 | 1,193 | 1,461 |
| Portland HMFA: Cape Elizabeth, Casco, Chebeague Island, Cumberland, Falmouth, Freeport, Frye Island, Gorham, Gray, Long Island, North Yarmouth, Portland, Raymond, Scarborough, South Portland, Standish, Westbrook, Windham, Yarmouth; Buxton, Hollis, Limington, Old Orchard Beach | 1,058 | 1,159 | 1,483 | 1,986 | 2,303 |
| York/Kittery/S.Berwick HMFA: Berwick, Eliot, Kittery, South Berwick, York | 989 | 1,039 | 1,382 | 1,749 | 2,433 |
| Cumberland County HMFA: Baldwin, Bridgton, Brunswick, Harpswell, Harrison, Naples, New Gloucester, Pownal, Sebago | 784 | 831 | 1,091 | 1,593 | 1,820 |

Appendix A

Effective: 10/01/18-09/30/19

| COUNTY | 1 | 2 | 3 | 4 | 5* |
|---|-----|-----|-------|-------|-------|
| Sagadahoc HMFA: Arrowsic, Bath, Bowdoin, Bowdoinham, Georgetown, Perkins UT, Phippsburg, Richmond, Topsham, West Bath, Woolwich | 786 | 875 | 1,017 | 1,345 | 1,636 |
| York County HMFA: Acton, Alfred, Arundel, Biddeford, Cornish, Dayton, Kennebunk, Kennebunkport, Lebanon, Limerick, Lyman, Newfield, North Berwick, Ogunquit, Parsonsfield, Saco, Sanford, Shapleigh, Waterboro, Wells | 766 | 884 | 1,098 | 1,487 | 1,515 |

*Note: Add \$75 for each additional person.

Non-Metropolitan Areas

Persons in Household

| COUNTY | 1 | 2 | 3 | 4 | 5* |
|---------------------------|-----|-----|-------|-------|-------|
| Aroostook County | 622 | 662 | 773 | 1,016 | 1,112 |
| Franklin County | 650 | 680 | 807 | 1,005 | 1,431 |
| Hancock County | 698 | 798 | 1,009 | 1,274 | 1,397 |
| Kennebec County | 727 | 756 | 944 | 1,241 | 1,326 |
| Knox County | 759 | 765 | 944 | 1,210 | 1,344 |
| Lincoln County | 788 | 845 | 1,004 | 1,259 | 1,503 |
| Oxford County | 694 | 699 | 839 | 1,221 | 1,426 |
| Piscataquis County | 615 | 681 | 843 | 1,115 | 1,238 |
| Somerset County | 679 | 714 | 859 | 1,156 | 1,219 |
| Waldo County | 696 | 761 | 903 | 1,231 | 1,389 |
| Washington County | 679 | 683 | 840 | 1,062 | 1,212 |

* Please Note: Add \$75 for each additional person.

2018-2019 Food Maximums

Please Note: The maximum amounts allowed for food are established in accordance with the U.S.D.A. Thrifty Food Plan. As of October 1, 2018, those amounts are:

| Number in Household | Weekly Maximum | Monthly Maximum |
|----------------------------|-----------------------|------------------------|
| 1 | 44.65 | 192 |
| 2 | 82.09 | 353 |
| 3 | 117.44 | 505 |
| 4 | 149.30 | 642 |
| 5 | 177.21 | 762 |
| 6 | 212.56 | 914 |
| 7 | 235.12 | 1,011 |
| 8 | 268.60 | 1,155 |

Note: For each additional person add \$144 per month.

2018-2019 GA Housing Maximums (Heated & Unheated Rents)

NOTE: NOT ALL MUNICIPALITIES SHOULD ADOPT THESE SUGGESTED HOUSING MAXIMUMS! Municipalities should **ONLY consider** adopting the following numbers, if these figures are consistent with local rent values. If not, a market survey should be conducted and the figures should be altered accordingly. The results of any such survey must be presented to DHHS prior to adoption. Or, no housing maximums should be adopted and eligibility should be analyzed in terms of the Overall Maximum—Appendix A. (See *Instruction Memo for further guidance.*)

Non-Metropolitan FMR Areas

| <u>Aroostook County</u> | <u>Unheated</u> | | <u>Heated</u> | |
|--------------------------------|------------------------|-----------------------|----------------------|-----------------------|
| Bedrooms | <u>Weekly</u> | <u>Monthly</u> | <u>Weekly</u> | <u>Monthly</u> |
| 0 | 112 | 483 | 131 | 565 |
| 1 | 115 | 496 | 140 | 600 |
| 2 | 133 | 572 | 163 | 700 |
| 3 | 180 | 776 | 217 | 932 |
| 4 | 192 | 826 | 236 | 1,016 |
| <u>Franklin County</u> | | | | |
| | <u>Unheated</u> | | <u>Heated</u> | |
| Bedrooms | <u>Weekly</u> | <u>Monthly</u> | <u>Weekly</u> | <u>Monthly</u> |
| 0 | 119 | 511 | 138 | 593 |
| 1 | 120 | 514 | 144 | 618 |
| 2 | 141 | 606 | 171 | 734 |
| 3 | 178 | 765 | 214 | 921 |
| 4 | 266 | 1,145 | 310 | 1,335 |
| <u>Hancock County</u> | | | | |
| | <u>Unheated</u> | | <u>Heated</u> | |
| Bedrooms | <u>Weekly</u> | <u>Monthly</u> | <u>Weekly</u> | <u>Monthly</u> |
| 0 | 124 | 535 | 147 | 633 |
| 1 | 140 | 602 | 169 | 726 |
| 2 | 183 | 788 | 215 | 924 |
| 3 | 230 | 988 | 273 | 1,175 |
| 4 | 246 | 1,058 | 299 | 1,285 |
| <u>Kennebec County</u> | | | | |
| | <u>Unheated</u> | | <u>Heated</u> | |
| Bedrooms | <u>Weekly</u> | <u>Monthly</u> | <u>Weekly</u> | <u>Monthly</u> |
| 0 | 131 | 564 | 154 | 662 |
| 1 | 131 | 564 | 159 | 684 |
| 2 | 168 | 724 | 200 | 859 |
| 3 | 222 | 955 | 266 | 1,142 |
| 4 | 230 | 987 | 282 | 1,214 |

Non-Metropolitan FMR Areas

| <u>Knox County</u> | <u>Unheated</u> | | <u>Heated</u> | |
|----------------------------------|------------------------|---------|----------------------|---------|
| Bedrooms | Weekly | Monthly | Weekly | Monthly |
| 0 | 139 | 596 | 161 | 694 |
| 1 | 139 | 596 | 161 | 694 |
| 2 | 168 | 724 | 200 | 859 |
| 3 | 215 | 924 | 258 | 1,111 |
| 4 | 234 | 1,005 | 287 | 1,232 |
| <u>Lincoln County</u> | | | | |
| | <u>Unheated</u> | | <u>Heated</u> | |
| Bedrooms | Weekly | Monthly | Weekly | Monthly |
| 0 | 145 | 625 | 168 | 723 |
| 1 | 151 | 649 | 180 | 773 |
| 2 | 182 | 783 | 214 | 919 |
| 3 | 226 | 973 | 270 | 1,160 |
| 4 | 271 | 1,164 | 323 | 1,391 |
| <u>Oxford County</u> | | | | |
| | <u>Unheated</u> | | <u>Heated</u> | |
| Bedrooms | Weekly | Monthly | Weekly | Monthly |
| 0 | 123 | 528 | 146 | 629 |
| 1 | 123 | 528 | 146 | 629 |
| 2 | 140 | 600 | 175 | 754 |
| 3 | 218 | 935 | 261 | 1,122 |
| 4 | 253 | 1,087 | 306 | 1,314 |
| <u>Piscataquis County</u> | | | | |
| | <u>Unheated</u> | | <u>Heated</u> | |
| Bedrooms | Weekly | Monthly | Weekly | Monthly |
| 0 | 110 | 474 | 130 | 559 |
| 1 | 119 | 512 | 144 | 619 |
| 2 | 149 | 640 | 179 | 771 |
| 3 | 203 | 871 | 240 | 1,032 |
| 4 | 220 | 946 | 266 | 1,142 |
| <u>Somerset County</u> | | | | |
| | <u>Unheated</u> | | <u>Heated</u> | |
| Bedrooms | Weekly | Monthly | Weekly | Monthly |
| 0 | 120 | 517 | 143 | 614 |
| 1 | 121 | 519 | 149 | 642 |
| 2 | 147 | 631 | 180 | 774 |
| 3 | 202 | 870 | 246 | 1,057 |
| 4 | 205 | 880 | 257 | 1,107 |

Non-Metropolitan FMR Areas

| Waldo County | Unheated | | Heated | |
|--------------------------|-----------------|---------|---------------|---------|
| Bedrooms | Weekly | Monthly | Weekly | Monthly |
| 0 | 123 | 530 | 147 | 631 |
| 1 | 131 | 565 | 160 | 689 |
| 2 | 159 | 683 | 190 | 818 |
| 3 | 220 | 945 | 263 | 1,132 |
| 4 | 244 | 1,050 | 297 | 1,277 |
| Washington County | | | | |
| Bedrooms | Weekly | Monthly | Weekly | Monthly |
| 0 | 119 | 513 | 143 | 614 |
| 1 | 119 | 513 | 143 | 614 |
| 2 | 140 | 601 | 176 | 755 |
| 3 | 181 | 776 | 224 | 963 |
| 4 | 203 | 873 | 256 | 1,100 |

Metropolitan FMR Areas

| Bangor HMFA | Unheated | | Heated | |
|----------------------------|-----------------|---------|---------------|---------|
| Bedrooms | Weekly | Monthly | Weekly | Monthly |
| 0 | 132 | 567 | 155 | 668 |
| 1 | 144 | 618 | 173 | 742 |
| 2 | 185 | 793 | 220 | 947 |
| 3 | 234 | 1,008 | 278 | 1,195 |
| 4 | 328 | 1,409 | 380 | 1,636 |
| Penobscot Cty. HMFA | | | | |
| Bedrooms | Weekly | Monthly | Weekly | Monthly |
| 0 | 123 | 527 | 146 | 628 |
| 1 | 123 | 527 | 146 | 628 |
| 2 | 156 | 669 | 191 | 823 |
| 3 | 198 | 851 | 241 | 1,038 |
| 4 | 223 | 958 | 276 | 1,185 |
| Lewiston/Auburn MSA | | | | |
| Bedrooms | Weekly | Monthly | Weekly | Monthly |
| 0 | 117 | 503 | 140 | 604 |
| 1 | 125 | 540 | 154 | 664 |
| 2 | 165 | 711 | 197 | 847 |
| 3 | 211 | 907 | 254 | 1,094 |
| 4 | 261 | 1,122 | 314 | 1,349 |

Metropolitan FMR Areas

| <u>Portland HMFA</u> | <u>Unheated</u> | | <u>Heated</u> | |
|--|------------------------|---------|----------------------|---------|
| Bedrooms | Weekly | Monthly | Weekly | Monthly |
| 0 | 208 | 892 | 231 | 993 |
| 1 | 224 | 963 | 253 | 1,087 |
| 2 | 289 | 1,244 | 325 | 1,398 |
| 3 | 395 | 1,700 | 439 | 1,887 |
| 4 | 457 | 1,964 | 510 | 2,191 |
| <u>York/Kittery/S. Berwick HMFA</u> | | | | |
| | <u>Unheated</u> | | <u>Heated</u> | |
| Bedrooms | Weekly | Monthly | Weekly | Monthly |
| 0 | 192 | 824 | 215 | 924 |
| 1 | 196 | 843 | 225 | 967 |
| 2 | 266 | 1,143 | 302 | 1,297 |
| 3 | 340 | 1,463 | 384 | 1,650 |
| 4 | 487 | 2,094 | 540 | 2,321 |
| <u>Cumberland Cty. HMFA</u> | | | | |
| | <u>Unheated</u> | | <u>Heated</u> | |
| Bedrooms | Weekly | Monthly | Weekly | Monthly |
| 0 | 144 | 618 | 167 | 719 |
| 1 | 148 | 635 | 177 | 759 |
| 2 | 202 | 868 | 234 | 1,006 |
| 3 | 304 | 1,307 | 347 | 1,494 |
| 4 | 344 | 1,481 | 397 | 1,708 |
| <u>Sagadahoc Cty. HMFA</u> | | | | |
| | <u>Unheated</u> | | <u>Heated</u> | |
| Bedrooms | Weekly | Monthly | Weekly | Monthly |
| 0 | 145 | 623 | 168 | 721 |
| 1 | 158 | 679 | 187 | 803 |
| 2 | 185 | 795 | 217 | 932 |
| 3 | 246 | 1,059 | 290 | 1,246 |
| 4 | 302 | 1,297 | 354 | 1,524 |
| <u>York Cty. HMFA</u> | | | | |
| | <u>Unheated</u> | | <u>Heated</u> | |
| Bedrooms | Weekly | Monthly | Weekly | Monthly |
| 0 | 140 | 600 | 163 | 701 |
| 1 | 160 | 688 | 189 | 812 |
| 2 | 203 | 875 | 236 | 1,013 |
| 3 | 274 | 1,201 | 323 | 1,388 |
| 4 | 274 | 1,201 | 326 | 1,403 |

APPENDIX D - UTILITIES

ELECTRIC

NOTE: For an electrically heated dwelling also see “Heating Fuel” maximums below. But remember, an applicant is *not automatically* entitled to the “maximums” established—applicants must demonstrate need.

1) **Electricity Maximums for Households *Without Electric Hot Water*:** The maximum amounts allowed for utilities, for lights, cooking and other electric uses *excluding* electric hot water and heat:

| <u>Number in Household</u> | <u>Weekly</u> | <u>Monthly</u> |
|----------------------------|---------------|----------------|
| 1 | \$14.00 | \$60.00 |
| 2 | \$15.70 | \$67.50 |
| 3 | \$17.45 | \$75.00 |
| 4 | \$19.90 | \$86.00 |
| 5 | \$23.10 | \$99.00 |
| 6 | \$25.00 | \$107.00 |

NOTE: For each additional person add \$7.50 per month.

2) **Electricity Maximums for Households *With Electrically Heated Hot Water*:** The maximum amounts allowed for utilities, hot water, for lights, cooking and other electric uses *excluding* heat:

| <u>Number in Household</u> | <u>Weekly</u> | <u>Monthly</u> |
|----------------------------|---------------|----------------|
| 1 | \$20.65 | \$89.00 |
| 2 | \$23.75 | \$102.00 |
| 3 | \$27.70 | \$119.00 |
| 4 | \$32.25 | \$139.00 |
| 5 | \$38.75 | \$167.00 |
| 6 | \$41.00 | \$176.00 |

NOTE: For each additional person add \$10.00 per month.

NOTE: For electrically heated households, the maximum amount allowed for electrical utilities per month shall be the sum of the appropriate maximum amount under this subsection and the appropriate maximum for heating fuel as provided below.

APPENDIX E - HEATING FUEL

| <u>Month</u> | <u>Gallons</u> | <u>Month</u> | <u>Gallons</u> |
|--------------|----------------|--------------|----------------|
| September | 50 | January | 225 |
| October | 100 | February | 225 |
| November | 200 | March | 125 |
| December | 200 | April | 125 |
| | | May | 50 |

FOR MUNICIPAL USE ONLY

NOTE: When the dwelling unit is heated electrically, the maximum amount allowed for heating purposes will be calculated by multiplying the number of gallons of fuel allowed for that month by the current price per gallon. When fuels such as wood, coal and/or natural gas are used for heating purposes, they will be budgeted at actual rates, if they are reasonable. No eligible applicant shall be considered to need more than 7 tons of coal per year, 8 cords of wood per year, 126,000 cubic feet of natural gas per year, or 1000 gallons of propane.

APPENDIX F - PERSONAL CARE & HOUSEHOLD SUPPLIES

| <u>Number in Household</u> | <u>Weekly Amount</u> | <u>Monthly Amount</u> |
|----------------------------|----------------------|-----------------------|
| 1-2 | \$10.50 | \$45.00 |
| 3-4 | \$11.60 | \$50.00 |
| 5-6 | \$12.80 | \$55.00 |
| 7-8 | \$14.00 | \$60.00 |

NOTE: For each additional person add \$1.25 per week or \$5.00 per month.

SUPPLEMENT FOR HOUSEHOLDS WITH CHILDREN UNDER 5

When an applicant can verify expenditures for the following items, a special supplement will be budgeted as necessary for households with children under 5 years of age for items such as cloth or disposable diapers, laundry powder, oil, shampoo, and ointment up to the following amounts:

| <u>Number of Children</u> | <u>Weekly Amount</u> | <u>Monthly Amount</u> |
|---------------------------|----------------------|-----------------------|
| 1 | \$12.80 | \$55.00 |
| 2 | \$17.40 | \$75.00 |
| 3 | \$23.30 | \$100.00 |
| 4 | \$27.90 | \$120.00 |

2018-2019 GA MAXIMUMS SUMMARY SHEET

Note: The overall maximums found in *Appendices A, B, C, D, E, and F* are effective from **October 1, 2018 to September 30, 2019.**

APPENDIX A - OVERALL MAXIMUMS

| <u>County</u> | <u>Persons in Household</u> | | | | | |
|--|-----------------------------|---|---|---|---|---|
| | 1 | 2 | 3 | 4 | 5 | 6 |
| NOTE: For each additional person add \$75 per month. | | | | | | |
| (The applicable figures from Appendix A, <i>once adopted</i> , should be inserted here.) | | | | | | |

APPENDIX B - FOOD MAXIMUMS

| <u>Number in Household</u> | <u>Weekly Maximum</u> | <u>Monthly Maximum</u> |
|--|-----------------------|------------------------|
| 1 | 44.65 | 192 |
| 2 | 82.09 | 353 |
| 3 | 117.44 | 505 |
| 4 | 149.30 | 642 |
| 5 | 177.21 | 762 |
| 6 | 212.56 | 914 |
| 7 | 235.12 | 1,011 |
| 8 | 268.60 | 1,155 |
| NOTE: For each additional person add \$144 per month. | | |

APPENDIX C - HOUSING MAXIMUMS

| <u>Number of Bedrooms</u> | <u>Unheated</u> | | <u>Heated</u> | |
|--|-----------------|---------|---------------|---------|
| | Weekly | Monthly | Weekly | Monthly |
| 0 | | | | |
| 1 | | | | |
| 2 | | | | |
| 3 | | | | |
| 4 | | | | |
| (The applicable figures from Appendix C, <i>once adopted</i> , should be inserted here.) | | | | |

FOR MUNICIPAL USE ONLY